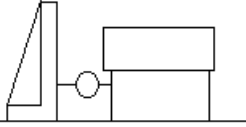
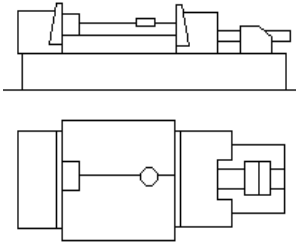
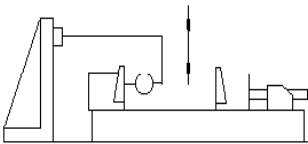
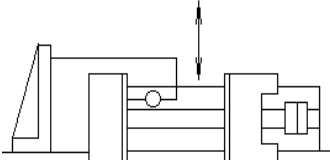
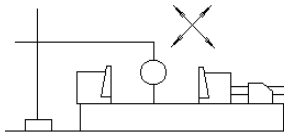
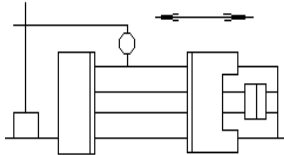
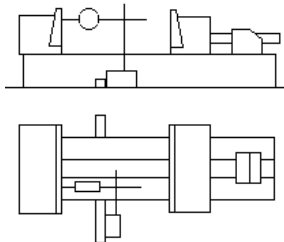
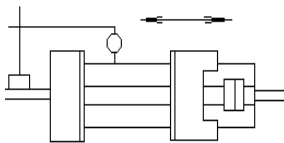


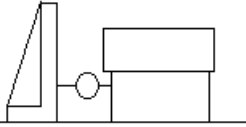
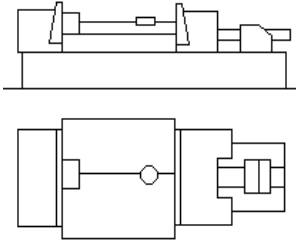
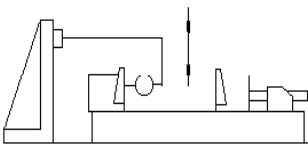
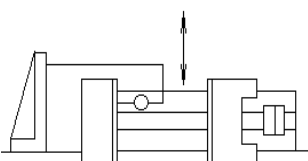
INSPECTION LIST

No	Description	Item	Tolerance	Mea.
5		Squareness of two sides to base surface	0.008	
6		Parallelism error of jaw plates	0.005 /100	
7		Squareness of two jaw plates to base surface	0.005	
8		squareness of fixed jaw plate to sides	0.02	

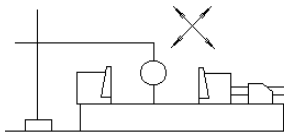
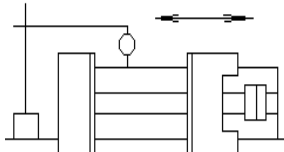
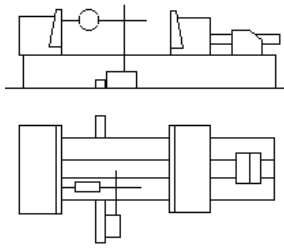
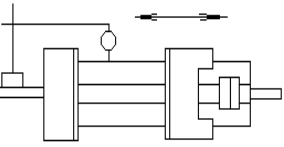
INSPECTION LIST

No	Description	Item	Tolerance	Mea
1		Parallelism of upper body surface to base surface	0.005 /100	
2		Parallelism of two sides in spread direction	0.005 /100	
3		Parallelism of fixed jaw plate to transverse slot of bottom	0.01 /100	
4		parallelism of length wise slot's center surface to sides	0.01 /100	

INSPECTION LIST

No	Description	Item	Tolerance	Mea.
5		Squareness of two sides to base surface	0.008	
6		Parallelism error of jaw plates	0.005 /100	
7		Squareness of two jaw plates to base surface	0.005	
8		squareness of fixed jaw plate to sides	0.02	

INSPECTION LIST

No	Description	Item	Tolerance	Mea
1		Parallelism of upper body surface to base surface	0.005 /100	
2		Parallelism of two sides in spread direction	0.005 /100	
3		Parallelism of fixed jaw plate to transverse slot of bottom	0.01 /100	
4		parallelism of length wise slot's center surface to sides	0.01 /100	